

Base Map Online Store – Ordering TRIM Positional Maps

Orders for TRIM digital vector data mapsheets, raster base maps, digital orthophoto mapsheets, airphotos and other products can now be placed via the **Base Map Online Store** at <http://www.basemaps.gov.bc.ca> with VISA, Mastercard or AMEX. The application can be launched directly from <http://openmaps.gov.bc.ca/imfows13/imf.jsp?site=idt>.

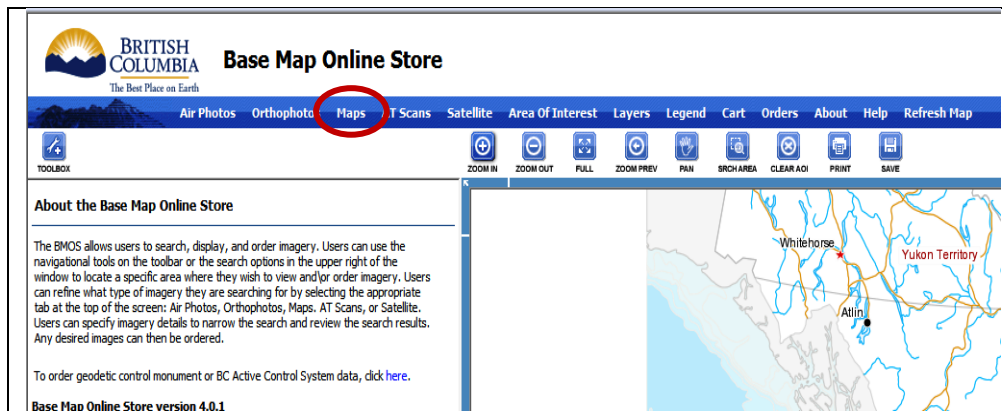
Note: Supported browsers are: MS Internet Explorer 6 or higher, Netscape 8/9 or Mozilla Firefox 3.0.

A valid **Business BCeID** or **Basic BCeID** (<http://www.bceid.ca>) or **IDIR** account (for BC Government staff) is required to login. A Basic BCeID can be setup online in a few minutes.

Navigate to your area of interest using **Place Name, Mapsheet or Address** in the search field in the upper right hand corner of the screen or by using the **Pan** and **Zoom** tools or by using the **Area of Interest** selection tools on the main menu toolbar.

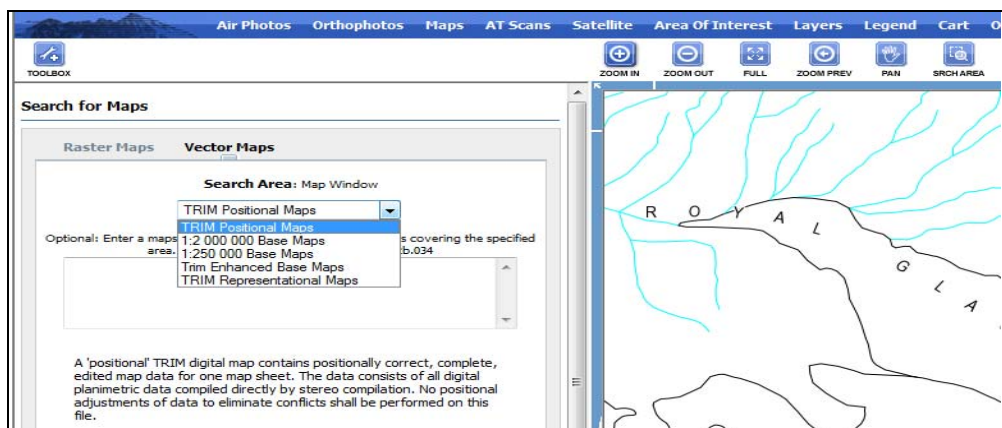
Once you have determined your area of interest, select the following:

Click the Maps tab



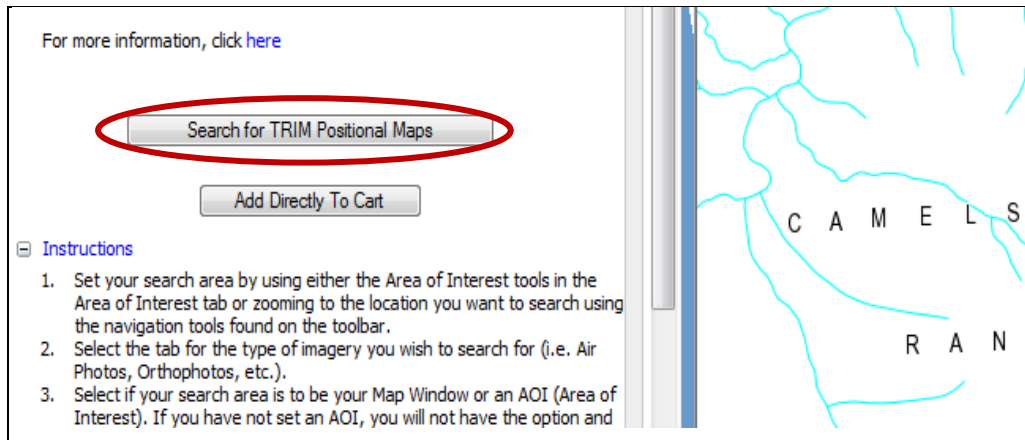
Click on the drop down menu

This will display a list of available Vector map products



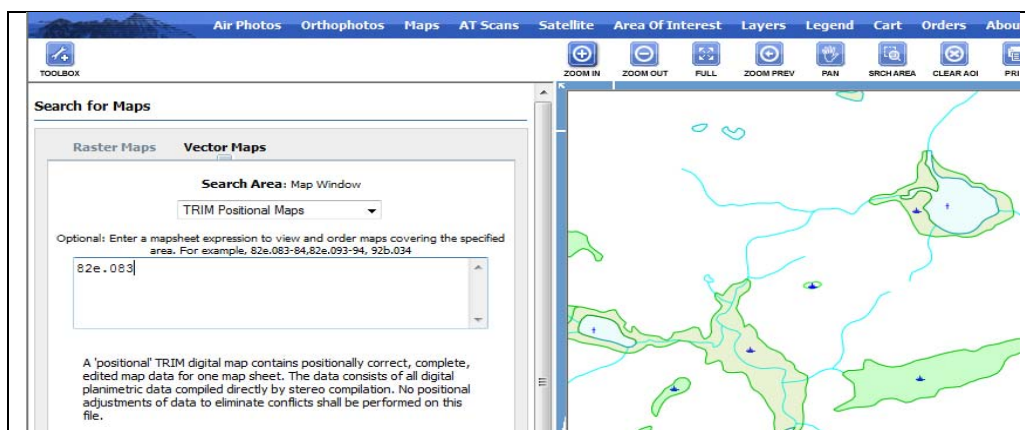
Click the Search tab to get product information.

The search results will indicate the number of mapsheets found in your area of interest.



Search Area Window

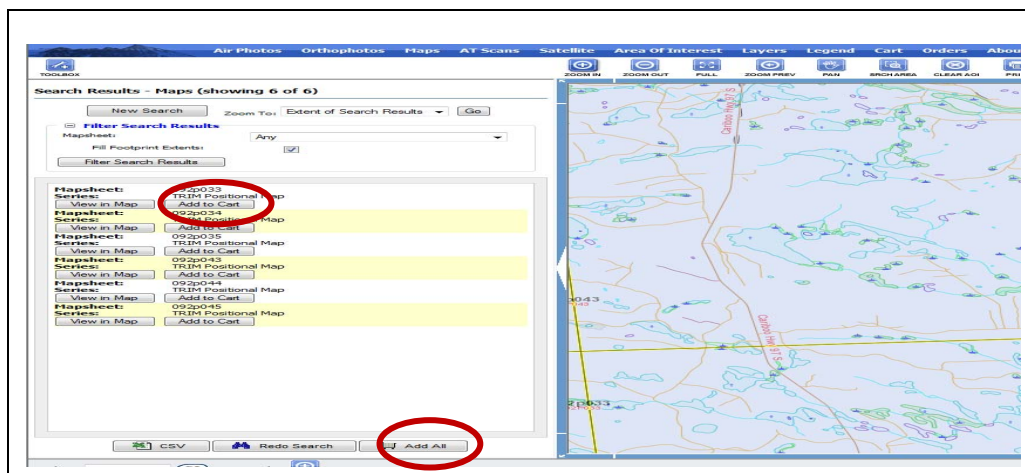
If you know the mapsheet number e.g. 82e.083 you can enter that in the Search Area window and then click the Search for.... button.



To purchase one or more TRIM Positional maps.

Click the Add to Cart or Add All to Cart tab

This will prompt you to login with your BCeID or IDIR account.



Once you have completed your **Checkout** and hit the **Submit & Pay** tab you will be sent an e-mail with order details.

General information on air photos: <http://www.ilmb.gov.bc.ca/crgb/products/imagery/airphoto.htm>